



**MITSUBISHI  
MOTORS**

Drive your Ambition



# OUTLANDER

# LIVE OUTLANDISH

Reimagining the role of the family car, Mitsubishi's new Outlander equips you to be outlandishly adventurous, wherever you're heading.

With trailblazing features and rally-bred performance, it's the go-to vehicle when you're going to your favourite places.

So head out and let Outlander's stylish looks, powerful performance, luxurious interiors and cutting-edge tech lead the way.

Overseas model shown.





# STYLED FOR ANY OUTING

With its aerodynamic curves and lines, accentuated front grille, and unique headlight design, the new Outlander's distinctive exterior sets it apart on any road, track or trail.

Driving in the city, taking the coast road on the weekend, or exploring the Australian bush, you'll always appear outlandishly stylish.





# AN INSIDE FOR OUT THERE

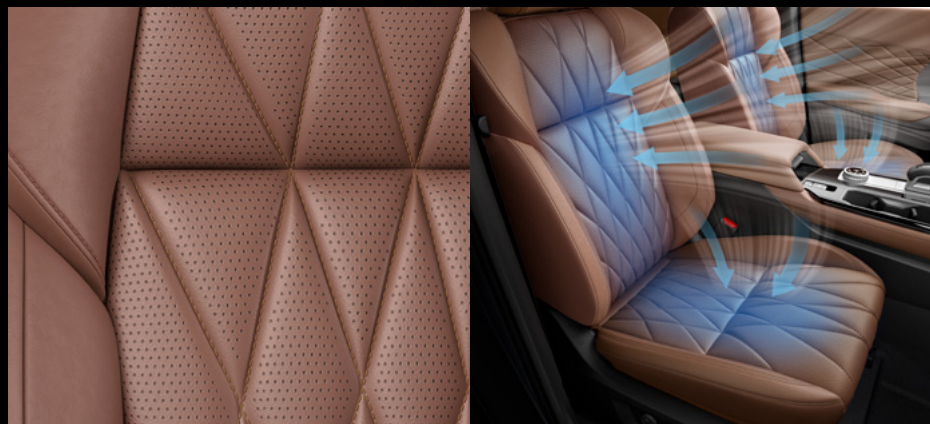
The new Outlander's interior space is expertly crafted down to the finest detail. From the exacting finish of the trim materials to the cosy support of the climate-responsive seating, you'll always adventure in luxury and comfort.

Exceed Tourer model shown.



#### **VENTILATED FRONT SEATS**

For greater driving comfort, especially in warm weather, ventilation from the back rest and seat base draw out and disperse unwanted hot air.



#### **HEATED FRONT AND SECOND ROW SEATS**

Heated seat cushions and seat backs swiftly warm up to provide you welcome comfort on chilly travel days.

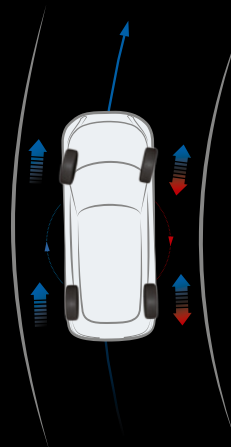


# DRIVEN TO ADVENTURE

As well as the enhanced acceleration, cornering, and braking provided by the new Outlander's Super All-Wheel Control (S-AWC)\*, there are also six^ specialised drive modes to handle any terrain you take on. Whether you're navigating busy city streets, conquering slippery off-road trails, or tackling everything in-between, these performance enhancers adapt to the task, delivering the control, confidence and experience you want.



Drive modes can be selected based on the road surface and the driver's preference.



## Super All-Wheel Control (S-AWC)\*

S-AWC – new Outlander's full-time integrated 4WD control system – optimises driving and braking force for each wheel, enhances acceleration, improves cornering, and increases stability in all driving conditions.

- 4WD** For excellent traction performance, the electronically-controlled 4WD precisely distributes driving force between the front and rear tyres instantly.
- AYC** Provides optimal control of drive/braking force between right and left wheels to achieve high turning performance and driving stability.
- ASC** Controls braking force and motor output to prevent skidding whilst driving and tyre spinning when starting.
- ABS** Prevents tyres from locking during emergency braking and steering wheel operation.

Note: Some equipment may vary by market. Please consult your local MITSUBISHI MOTORS dealer/distributor for details. S-AWC is a driver support system that assists the driver with braking and driving operations.

As with vehicles without this system, safe driving is required such as decelerating before entering a curve. The driver is always responsible for safe and attentive driving. \*MUD drive mode not available on 2WD models. \*AWD models only.

# SOUND TRAVELS





Mitsubishi's exceptional engineering works in concert with Yamaha's legendary craftsmanship to deliver the ultimate soundtrack to your adventures. Outlandishly immersive sound quality and a range of listening modes lets you optimise every drive with the push of a button.

## Dynamic Sound YAMAHA Ultimate / Premium



### Dynamic Sound YAMAHA Ultimate

Inspired by Yamaha's flagship NS-5000 speaker, 12 dedicated speakers are employed, with the front 3-way configuration delivering localised instruments and vocals high up for enhanced sound presence.



### Dynamic Sound YAMAHA Premium

Powerful bass and clear highs are achieved in a compact 2-way system comprising 8 speakers. The rear speakers feature woofers and tweeters integrated into a single unit to enable a wide range of sound expression.

### Choose your own sound

You have the choice of four sound modes\* and a range of listening positions to perfectly suit your mood. In addition, Speed Compensated Volume (SCV) provides consistent audio quality across all driving situations.

### High quality audio with Speed Compensated Volume (SCV)\*

You can enjoy high quality audio even on rough roads or at high speeds. To maintain clear bass sounds, both volume and equalisers are adjusted based on vehicle speed through the SCV function. In addition, five listening position settings allow you to enjoy ideal sound even more.

### Four sound modes\* in tune with listeners' emotions



**LIVELY**  
Ideal for energetic beats and crisp vocals – you'll feel like dancing while you're driving (but we don't recommend it).



**SIGNATURE**  
Brings out the emotive tones and textures of vocals and instrumentation for an immersive journey.



**POWERFUL**  
Feel the power coursing through you as it elevates your mood and makes the drive even more fun.



**RELAXING**  
Enjoy the passing scenery and the conversation while soothing background music enhances the ride.

\*Dynamic Sound YAMAHA Ultimate only.

# WIDE OPEN SPACES

Designed with a luggage compartment spacious enough for any adventure, the new Outlander also offers flexible seat configurations to accommodate items both long and large. Just a tip: alongside your gear, you'll be bringing home some awesome memories too.



Overseas model shown.



## Cargo room



The enhanced cargo room and wider gate opening make loading and unloading luggage a more convenient and hassle-free experience.

- 1. Height: **51.8cm**
- 2. Width: **107cm**
- 3. Depth: **97.4cm**

## Power remote tailgate with hands-free access



Open the rear tailgate hands-free by placing your foot under the rear bumper.

The tailgate's opening height is adjustable to fit under varied garage ceiling heights.

# EXPLORE WITH EASE

The new Outlander comes equipped with a wide range of helpful innovations. From advanced driving technologies to enhanced comfort and convenience features, they're all designed to make you a happier, more confident driver.

## Advanced equipment

The new Outlander is equipped with advanced features that enhance rearward visibility and reduce driving fatigue. Additionally, a wireless charger lets you simply place your device on the charging pad. ^



### Windscreen Head-Up Display (HUD)\*

The large 10.8", full-colour windscreen Head-Up Display allows essential driver assistance and navigation information to be shown within the drivers forward field of view for improved driver awareness and reduced eye movement from the road ahead.



### Frameless Rearview Mirror with Digital Monitor\*

A frameless, auto-dimming rearview mirror with digital monitor displays reward image using a camera mounted in the rear windscreen providing clear, unobstructed rearward view even if cargo or passengers completely block the driver direct reward visibility.



### Smartphone wireless charger\*

The front console tray features a wireless charger that allows Qi-enabled smartphones to charge simply by placing them on it, eliminating the need for a charge cable.

## Full Digital Driver Display




A wide 12.3" full digital driver display offers crisp and clear view for fast comprehension of important driver information, as well as customisable views and access to vehicle and driver assist menu options.

^Excludes ES models. \*Excludes ES and LS models. +Exceed and Exceed Tourer models only.

## Comfortable equipment

The new Outlander's interior is designed to provide a more comfortable cabin space. No matter which seat you choose, every passenger can enjoy a relaxing travel experience.



### 3-zone automatic air conditioning<sup>+</sup>

Temperature settings can be adjusted independently for the driver, front passenger and rear seats. Rear-seat air outlets and control switches are conveniently located on the back of the floor console.



### Power panoramic sunroof<sup>+</sup>

The panoramic power sunroof features a wider opening to add a more spacious feel to the interior.



### Pull-up type sunshade<sup>+</sup>

A sunshade extends from the rear door trim to effectively reduce glare from direct sunlight, further enhancing rear seat comfort.



### Powered seating memory<sup>+</sup>

Along with the memory switch, the registered driver/front passenger seat and side mirror positions can be recalled. Also linked to the key is the driver memory settings, including air-conditioning and navigation preferences.

## Storage space

New Outlander provides plenty of easy-to-use storage space for everyday items like wallets, smartphones, and drinks.




### Glove box

A glove box on the instrument panel opens to provide ample storage space for small travel items.



### Floor console box with armrest

An easy-to-reach floor console box situated between the front seats offers another versatile storage option.



### Front seatback pockets

Convenient seatback pockets provide storage for smartphones, keys and other small essentials.



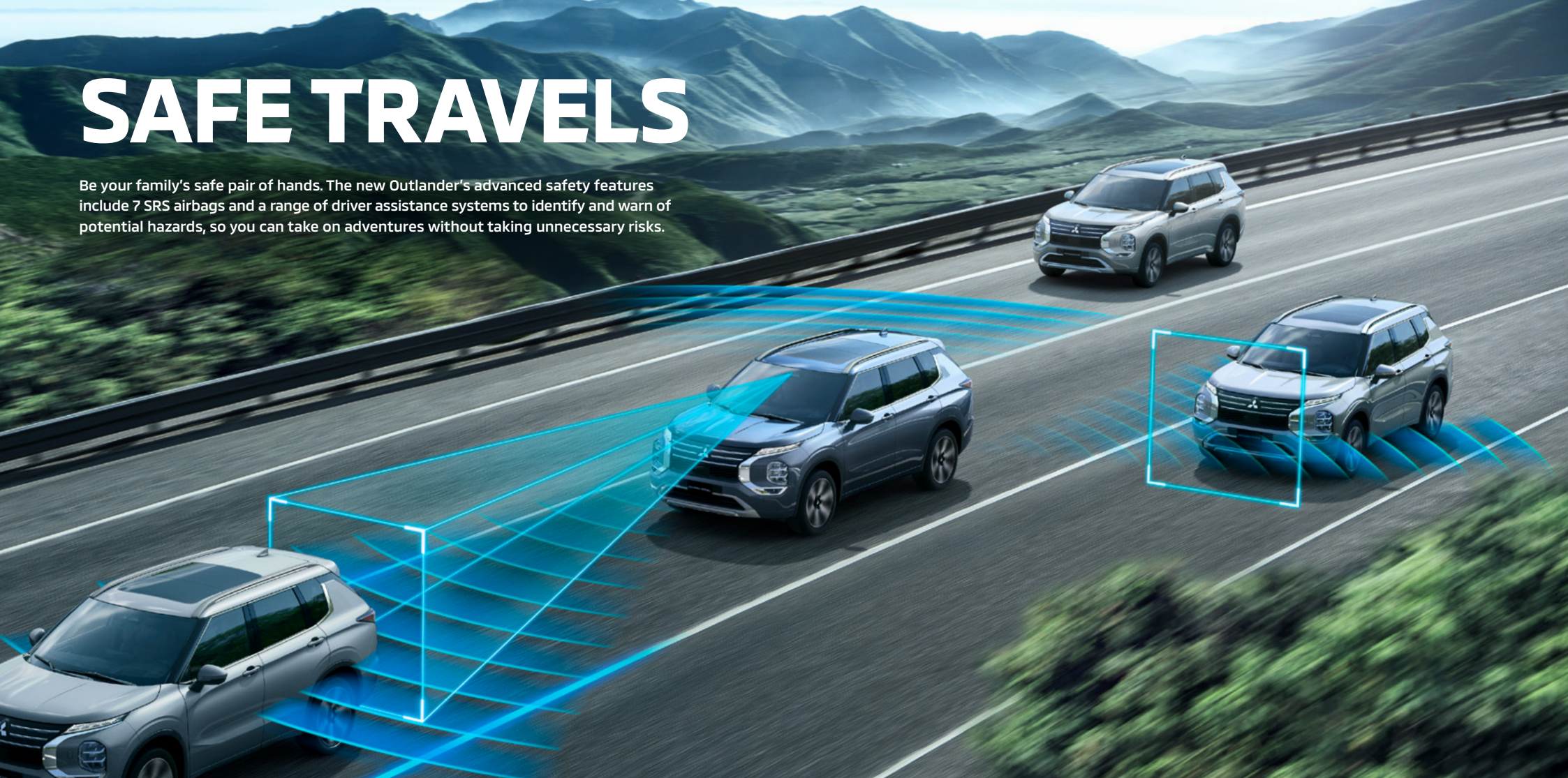
### Bottle holders

The bottle/cup holders are carefully positioned to be in easy and safe reach for the driver.

<sup>+</sup>Exceed and Exceed Tourer models only.

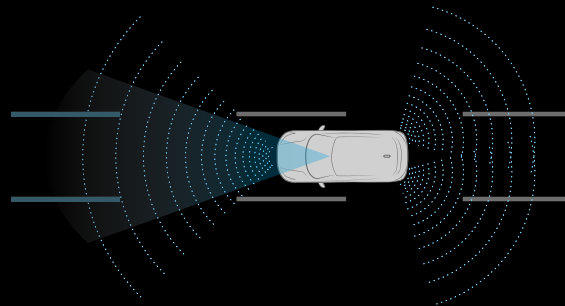
# SAFE TRAVELS

Be your family's safe pair of hands. The new Outlander's advanced safety features include 7 SRS airbags and a range of driver assistance systems to identify and warn of potential hazards, so you can take on adventures without taking unnecessary risks.



## The confidence to keep moving

When you drive with confidence, you can fully immerse yourself in each drive. The Mitsubishi Outlander offers top-class safety and enhanced passenger protection with 7 SRS airbags. What's more, advanced driver assistance systems help identify potential risks around the vehicle, enabling you to avoid collisions before they occur.






























































































































































































































































- Predictive Forward Collision Warning
- Adaptive Cruise Control [ACC]
- Lane Departure Warning [LDW]
- Rear Cross Traffic Alert [RCTA]
- Blind Spot Warning [BSW]
- Driver Monitoring System [DMS]
- Multi Around Monitor



KEY SPECIFICATIONS AND FEATURES

KEY	■	Standard						
	–	Not available						

KEY	Standard		PETROL 2WD			PETROL AWD					
	–	Not available	ES 5 SEAT	LS 5+2 SEAT	ASPIRE 5+2 SEAT	ES 5 SEAT	LS 5+2 SEAT	ASPIRE 5+2 SEAT	EXCEED 5 SEAT	EXCEED TOURER 5 SEAT	
SAFETY, SECURITY AND DRIVER ASSISTANCE	Advanced Driver Assist Systems										
	Lane Keep Assist (LKA)	–	–	■	–	–	■	■	■	■	
	Lane Departure Warning (LDW)	■	■	■	■	■	■	■	■	■	
	Lane Departure Prevention (LDP)	■	■	■	■	■	■	■	■	■	
	Emergency Lane Assist (ELA)	■	■	■	■	■	■	■	■	■	
	Blind Spot Warning (BSW)	■	■	■	■	■	■	■	■	■	
	Driver Monitoring System (DMS)	■	■	■	■	■	■	■	■	■	
	Rear Cross Traffic Alert (RCTA)	■	■	■	■	■	■	■	■	■	
	Forward Collision Mitigation system (FCM) with Pedestrian detection	■	■	■	■	■	■	■	■	■	
	Predictive Forward Collision Warning (PFCW)	■	■	■	■	■	■	■	■	■	
	Driver Attention Alert	■	■	■	■	■	■	■	■	■	
	Rear Automatic Emergency Braking	■	■	■	■	■	■	■	■	■	
	Emergency Brake Assist system (EBA)	■	■	■	■	■	■	■	■	■	
	Active Stability Control (ASC)	■	■	■	■	■	■	■	■	■	
	Trailer Stability Assist (TSA)	■	■	■	■	■	■	■	■	■	
	Active Traction Control (ATC)	■	■	■	■	■	■	■	■	■	
	Anti-lock Braking System (ABS)	■	■	■	■	■	■	■	■	■	
	Electronic Brakeforce Distribution (EBD)	■	■	■	■	■	■	■	■	■	
	Airbags										
	Driver & front passenger SRS airbags	■	■	■	■	■	■	■	■	■	■
	Driver & front passenger side SRS airbags	■	■	■	■	■	■	■	■	■	■
	Curtain SRS airbags	■	■	■	■	■	■	■	■	■	■
	Driver knee airbag	■	■	■	■	■	■	■	■	■	■
	Center airbag	■	■	■	■	■	■	■	■	■	■
	Seat Belts										
	Front seat belt pretensioners	■	■	■	■	■	■	■	■	■	■
	2nd Row seats w/ seatbelt reminder sensor	■	■	■	■	■	■	■	■	■	■
	3rd Row seats w/ seatbelt reminder sensor	–	■	■	■	–	■	■	–	–	–
	Child Safety										
	ISO-Fix child seat anchorage	2	2	2	2	2	2	2	2	2	2
	Child restraint top tether	3	3	3	3	3	3	3	3	3	3
	Child proof rear door locks	■	■	■	■	■	■	■	■	■	■
	Power window lock driver control - passenger windows	■	■	■	■	■	■	■	■	■	■
	Rear seat alert	■	■	■	■	■	■	■	■	■	■
	Driver Assistance										
	Full Colour Digital Driver Display	12.3"	12.3"	12.3"	12.3"	12.3"	12.3"	12.3"	12.3"	12.3"	12.3"
	Head Up Display (HUD)	–	–	10.8"	–	–	–	10.8"	10.8"	10.8"	10.8"
	Traffic Sign Recognition	■	■	■	■	■	■	■	■	■	■
	Intelligent Speed Assistance	■	■	■	■	■	■	■	■	■	■
	Digital Speedometer	■	■	■	■	■	■	■	■	■	■
	Adaptive Cruise Control (ACC)	■	■	■	■	■	■	■	■	■	■
	Cruise Control	■	■	■	■	■	■	■	■	■	■
	Traffic Jam Assist (TJA)	–	–	■	–	–	■	■	■	■	■
	Adjustable Speed limiter	■	■	■	■	■	■	■	■	■	■
	Electric Park Brake	■	■	■	■	■	■	■	■	■	■
	Brake Auto Hold	■	■	■	■	■	■	■	■	■	■
	Brake Override System (BOS)	■	■	■	■	■	■	■	■	■	■
	Emergency Stop Signal function (ESS)	■	■	■	■	■	■	■	■	■	■
	ECO Drive Mode	■	■	■	■	■	■	■	■	■	■
	Terrain Drive Modes	5	5	5	6	6	6	6	6	6	6
Hill Start Assist (HSA)	■	■	■	■	■	■	■	■	■	■	
Hill Descent Control (HDC)	■	■	■	■	■	■	■	■	■	■	
Electrochromatic rear view mirror	■	■	■	■	■	■	■	■	■	■	
Digital Rear view mirror	–	–	–	–	–	–	–	■	–	■	
Automatic dusk sensing headlights	■	■	■	■	■	■	■	■	■	■	
Automatic High Beam (AHB)	■	■	■	■	■	■	■	■	■	■	
Adaptive Driving Beam	–	–	■	–	–	■	■	■	■	■	
Automatic rain sensing wipers	–	■	■	–	■	■	■	■	■	■	
Speed sensitive intermittent windscreen wipers	■	■	■	■	■	■	■	■	■	■	
Rear wiper and washer	■	■	■	■	■	■	■	■	■	■	
Intermittent rear wiper and washer	■	■	■	■	■	■	■	■	■	■	

KEY		Standard	PETROL 2WD			PETROL AWD					
		Not available	ES 5 SEAT	LS 5+2 SEAT	ASPIRE 5+2 SEAT	ES 5 SEAT	LS 5+2 SEAT	ASPIRE 5+2 SEAT	EXCEED 5 SEAT	EXCEED TOURER 5 SEAT	
	Parking Assistance										
	Multi Around Monitor (MAM)										
	Rear view camera										
	Front parking sensors										
	Rear parking sensors										
	Security										
	Auto door lock										
	Theft protection alarm										
	Encrypted engine immobiliser										
	Connected Services										
Mitsubishi Connect	-			-							
Emergency Call System (E-call)	-			-							
AUDIO AND MULTIMEDIA	Audio & Multimedia										
	Smartphone link Display Audio (SDA) with touch screen										
	Screen size (inches)	12.3	12.3	12.3	12.3	12.3	12.3	12.3	12.3	12.3	
	Wireless Apple CarPlay										
	Wireless Android Auto										
	Satellite navigation										
	Premium audio	Yamaha Premium								Yamaha Ultimate	
	Speakers	8	8	8	8	8	8	8	8	12	
	Subwoofer	-	-	-	-	-	-	-	-		
	Bluetooth connectivity with voice control & audio streaming										
	Digital Audio Broadcast (DAB) radio										
	AM/FM radio										
USB input	2	2	2	2	2	2	2	2	2		
COMFORT AND CONVENIENCE	Comfort & Convenience										
	Smart key	-			-						
	One touch start system										
	Keyless entry with central door locking										
	Multifunction steering wheel controls										
	Tilt & telescopic steering column										
	Auto up/down driver control - all windows	-			-						
	Auto up/down driver control - driver side window		-	-		-	-	-	-	-	
	Side and rear window demisters										
	Panoramic roof	-	-	-	-	-	-	-			
	Electric sunroof with slide and tilt	-	-	-	-	-	-	-			
	Sunshade in rear door	-	-	-	-	-	-	-			
	Power tailgate	-	-		-	-		-	-	-	
	Hands-free power tailgate	-	-	-	-	-	-				
	Cargo Cover	-	Retractable	Retractable	-	Retractable	Retractable	Retractable	Retractable	Retractable	
	Smartphone wireless charger	-			-						
	Accessory socket (12V)	2	2	2	2	2	2	2	2	2	
	Console box USB power supply										
	Second row seat USB power supply	-	2	2	-	2	2	2	2	2	
	Air Conditioning										
	Climate control (No of zones)	2	2	2	2	2	2	2	3	3	
	Rear zone air conditioning control	-	-	-	-	-	-	-			
	Rear air conditioning vents										
Dust and pollen filter											

KEY	■	Standard	PETROL 2WD			PETROL AWD					
	–	Not available	ES 5 SEAT	LS 5+2 SEAT	ASPIRE 5+2 SEAT	ES 5 SEAT	LS 5+2 SEAT	ASPIRE 5+2 SEAT	EXCEED 5 SEAT	EXCEED TOURER 5 SEAT	
EXTERIOR	Exterior										
	Door handles	Body colour									
	Two-tone body colour	–	–	–	–	–	–	–	–	■	
	Privacy glass	–	■	■	–	■	■	■	■	■	
	Roof rails	–	■	■	–	■	■	■	■	■	
	Rear spoiler	■	■	■	■	■	■	■	■	■	
	Wheel arch moulding	Material black									
	Lights										
	Headlights low beam	LED									
	Headlights high beam	LED									
	Headlight levelling function	Manual			Automatic		Manual			Automatic	
	Daytime Running Lights (DRL)	LED									
	Fog lights (front)	–	LED			–	LED				
	Fog light (rear)	LED									
	Brake lights	LED									
	Door Mirrors										
	Electric adjustment	■	■	■	■	■	■	■	■	■	■
	Electric fold control	–	■	■	–	■	■	■	■	■	■
	Heating function	–	■	■	–	■	■	■	■	■	■
	Integrated turn indicator	–	–	–	–	–	–	–	■	■	■
	Memory function	–	–	–	–	–	–	–	■	■	■
	Reverse auto tilt	–	–	–	–	–	–	–	■	■	■
	Finish	Body colour									
INTERIOR	Styling										
	Leather bound steering wheel	–	■	■	–	■	■	■	■	■	■
	Heated steering wheel	–	–	■	–	–	■	■	■	■	■
	Leather bound gearshift	–	■	■	–	■	■	■	■	■	■
	Aluminium pedals	–	–	–	–	–	–	–	■	■	■
	Carpet floor covering	■	■	■	■	■	■	■	■	■	■
	Seating										
	Leather appointed seats	–	–	–	–	–	–	–	■	■	■
	Microsuede seat trim with synthetic leather bolster	–	–	■	–	–	■	■	–	–	–
	Fabric seat trim	■	■	–	■	■	■	–	–	–	–
	Heated front seats	–	–	■	–	–	■	■	■	■	■
	Ventilated front seats	–	–	–	–	–	–	■	■	■	■
	Driver's seat power adjustment	–	–	■	–	–	■	■	■	■	■
	Driver's seat manual adjustment	■	■	–	■	■	–	–	–	–	–
	Driver's seat lumbar adjustment	■	■	■	■	■	■	■	■	■	■
	Driver's seat memory function	–	–	–	–	–	–	■	■	■	■
	Driver's seat massage function	–	–	–	–	–	–	–	–	■	■
	Front passenger's seat power adjustment	–	–	–	–	–	–	–	■	■	■
	Front passenger's seat manual adjustment	■	■	■	■	■	■	■	–	–	–
	Front passenger's seat memory function	–	–	–	–	–	–	–	■	■	■
	Front passenger's seat massage function	–	–	–	–	–	–	–	–	■	■
	2nd row centre armrest with cupholders	■	■	■	■	■	■	■	■	■	■
	2nd row split folding function	40:20:40									
	2nd row slide and recline adjustment	–	■	■	–	■	■	■	–	–	–
	2nd row recline adjustment	■	■	■	■	■	■	■	■	■	■
	2nd row seat with heated cushion and back	–	–	–	–	–	–	–	–	–	■
	One touch fold seat storage	■	■	■	■	■	■	■	■	■	■
	3rd row split folding function	–	■	■	–	■	■	■	–	–	–
	3rd row recline adjustment	–	■	■	–	■	■	■	–	–	–

KEY	■	Standard	PETROL 2WD			PETROL AWD					
	–	Not available	ES 5 SEAT	LS 5+2 SEAT	ASPIRE 5+2 SEAT	ES 5 SEAT	LS 5+2 SEAT	ASPIRE 5+2 SEAT	EXCEED 5 SEAT	EXCEED TOURER 5 SEAT	
DIMENSIONS AND WEIGHTS	Storage										
	Centre console with storage box and lid	■	■	■	■	■	■	■	■	■	
	Cup holders	4	4	4	4	4	4	4	4	4	
	Bottle holders	6	6	6	6	6	6	6	6	6	
	Sunglasses storage	■	■	■	■	■	■	■	■	■	
	Door pockets - front and rear	■	■	■	■	■	■	■	■	■	
	Seat back pocket - driver and passenger	■	■	■	■	■	■	■	■	■	
	Exterior Dimensions										
	Overall length (mm)	4720									
	Overall width (mm)	1862									
	Overall height (mm)	1742			1745		1742		1745		
	Wheelbase (mm)	2706									
	Turning circle, kerb to kerb (m)	11.2									
	Approach angle (degrees)	18			18.3		18		18.3		
	Departure angle (degrees)	22			22.2		22		22.2		
	Ramp breakover angle (degrees)	17.8			18.1		17.8		18.1		
	Ground clearance (mm) - minimum, unladen	205			210		205		210		
	Interior Dimensions										
	Front head room (mm)	1031									
	Front leg room (mm)	1059									
	Front shoulder room (mm)	1470									
2nd row head room (mm)	993								950		
2nd row leg room (mm)	1014										
2nd row shoulder room (mm)	1420										
3rd row head room (mm)	–	875			–	875			–		
3rd row leg room (mm)	–	474			–	474			–		
3rd row shoulder room (mm)	–	1300			–	1300			–		
Weights and Capacities											
Kerb mass (kg)	1585	1640	1640	1640	1640	1695	1695	1695	1695		
Gross vehicle mass (GVM) - [kg]	2245	2350	2350	2350	2245	2405	2405	2245	2245		
Gross combination mass (GCM) - [kg]	3845	3950	3950	3950	3845	4005	4005	3845	3845		
Maximum payload (kg)	660	710	710	710	605	710	710	550	550		
Maximum front axle load (kg)	1210										
Maximum rear axle load (kg)	1365										
Towing capacity - braked (kg)	1600										
Towing capacity - unbraked (kg)	750										
Towing capacity - maximum towball load (kg)	160										
Maximum roof load (kg)	80										
Cargo											
Capacity (L) - VDA (to top of 2nd row seat back)	485	478			485	478					
Capacity (L) - VDA (to top of 3rd row seat back)	–	163			–	163					
Capacity (L) - VDA (max. capacity to roof - all rear seats folded)	1466	1461			1466	1461		1473			
Cargo room length (mm) - all seats up	941	974			985	974					
Cargo room length (mm) - with all rear seats folded	1717										
Cargo room length (mm) - with 3rd row seats folded	–	974			–	–					
Cargo room width (mm)	1380										
Cargo room height (mm)	870										
Width between wheel arches (mm)	1070										

\*Australian Standard ADR 81/02. Figures to be used for comparison across vehicles. Driving conditions will affect actual results.

All product illustration and specifications referred to herein are believed to be correct at the time of publication approval. Subject to any applicable Federal, State or Territory Laws or ordinances, which may apply from time to time. Mitsubishi Motors Australia Limited reserves the right, without notice, or obligation, to discontinue or make changes to designs, specifications, colours and material of the options and products referred herein at any time without incurring any liability to any purchase thereof.

# OUTLANDER MODEL FEATURES



## ES 2WD 5 SEAT

### FEATURES:

- Lane Departure Warning (LDW)
- Lane Departure Prevention (LDP)
- Emergency Lane Assist (ELA)
- Blind Spot Warning (BSW)
- Driver Monitoring System (DMS)
- Rear Cross Traffic Alert (RCTA)
- Forward Collision Mitigation system (FCM) with Pedestrian detection
- Predictive Forward Collision Warning (PFCW)
- Driver Attention Alert
- Rear Automatic Emergency Braking
- Emergency Brake Assist system (EBA)
- 12.3" Full Colour Digital Driver Display
- Traffic Sign Recognition
- Intelligent Speed Assistance
- Adaptive Cruise Control (ACC)
- Emergency Stop Signal function (ESS)
- 5 Terrain Drive Modes
- Hill Start Assist (HSA)
- Hill Descent Control (HDC)
- Automatic dusk sensing headlights
- Automatic High Beam (AHB)
- Multi Around Monitor (MAM)
- Rear view camera
- Front parking sensors
- Rear parking sensors
- Smartphone link Display Audio (SDA) with 12.3" touch screen
- Wireless Apple CarPlay & Android Auto
- Satellite navigation
- Dynamic Sound Yamaha Premium audio
- 8 Speakers
- Bluetooth connectivity with voice control & audio streaming
- Dual zone climate control
- Fabric seat trim
- Full size alloy spare wheel

## ES AWD 5-SEAT

### INCLUDES ALL ES 2WD 5-SEAT PLUS:

- Super-All Wheel Control (S-AWC)
- 6 Drive Modes



## LS 2WD 5+2 SEAT

### INCLUDES ALL ES 2WD 5 SEAT FEATURES (EXCLUDING FULL SIZE SPARE WHEEL) PLUS:

- 5+2 seats
- 18" two-tone alloy wheels
- Space saver spare wheel
- Automatic rain sensing wipers
- Mitsubishi Connect
- Emergency Call System (E-call)
- Smart key
- Retractable cargo cover
- Smartphone wireless charger
- Second row seat USB power supply
- Privacy glass
- Roof rails
- LED front fog lights
- Leather bound steering wheel
- Leather bound gear shift

## LS AWD 5+2 SEAT

### INCLUDES ALL LS 2WD 5+2 SEAT FEATURES PLUS:

- Super-All Wheel Control (S-AWC)
- 6 Drive Modes



## ASPIRE 2WD 5+2 SEAT

### INCLUDES ALL LS 2WD 5+2 SEAT FEATURES PLUS:

- Lane Keep Assist (LKA)
- Head Up Display (HUD)
- Traffic Jam Assist (TJA)
- Adaptive Driving Beam
- Power tailgate
- Heated steering wheel
- Black Microsuede
- Heated front seats
- Driver's seat power adjustment

## ASPIRE AWD 5+2 SEAT

### INCLUDES ALL ASPIRE 2WD 5+2 SEAT FEATURES PLUS:

- Super-All Wheel Control (S-AWC)
- 6 Drive Modes



## EXCEED AWD 5 SEAT

### Includes all Aspire AWD features (excluding 5+2 seats), plus:

- Full size alloy spare wheel
- 20" two-tone alloy wheels
- Digital Rear view mirror
- Hands-free power tailgate
- Tri-zone climate control
- Aluminium pedals
- Leather appointed seats
- Ventilated front seats
- Driver's seat memory function
- Front passenger's seat power adjustment
- Driver and front passenger seat memory function



## EXCEED TOURER AWD 5 SEAT

### INCLUDES ALL EXCEED AWD 5 SEAT FEATURES PLUS:

- Dynamic Sound Yamaha Ultimate
- 12 speakers
- Two-tone body colour
- Front seat massage function
- Rear heated seats

# MAKE YOUR MARK. STAY GENUINE.

## Why Genuine Accessories?

Each and every one goes through an extensive program of design, development and stringent testing to ensure they meet all applicable government standards as well as Mitsubishi's own rigorous engineering specifications and performance targets. Engineered and tested to be safe and durable and covered by up to 10 years warranty through extended new car warranty.



**MITSUBISHI**  
**DIAMOND**  
**ADVANTAGE**  
GENUINE ACCESSORIES

**NOT GENUINE?**  
**DON'T RISK IT.**



Nudge Bar (Black)



Nudge Bar (Chrome)



Bonnet Protector (Tinted)



Bonnet Protector (Clear)



Bonnet Emblem (Chrome)



Bonnet Emblem (Black)



Fog Lamps



Weathershields



Roof Rail



Side Under Garnish



Door Handle Accent



Mirror Cover (Chrome, Black, Carbon)



Mud Guards



Tailgate Spoiler



Alloy Wheel 18" (Black Diamond Cut)



Black Alloy Wheel 20"



Tow Bar



Electric Trailer Brake Kit (REDARC)



Cargo Protector



Cargo Barrier



Tonneau Cover



Floor Mats



All Weather Floor Mats



Roll Sunshade



Floor Illumination



Projection Illumination

\*When Genuine Accessories are fitted by a Mitsubishi Motors Dealer prior to the owner/operator taking delivery of the vehicle, they are covered by the Standard New Car Warranty of 5 years or 100,000 km (whichever occurs first), except where items are expressly excluded or for which a separate warranty applies. Or, if the vehicle is eligible for the Extended New Car Warranty and all scheduled services have been completed by a Mitsubishi Motors Dealership, Genuine Accessories will be covered up to 10 years or 200,000km (whichever occurs first), except where items are expressly excluded or for which a separate warranty applies. When Genuine Accessories are fitted by a Mitsubishi Motors Dealer after the owner/operator has taken delivery of the new vehicle, they are warranted for whichever is the greater of the following: 12 months or 20,000km (whichever occurs first); or the balance of the Standard New Car Warranty of 5 years or 100,000km (whichever occurs first). Or, if the vehicle is eligible for the Extended New Car Warranty and all scheduled services have been completed by a Mitsubishi Motors Dealership, Genuine Accessories will be covered up to 10 years or 200,000km (whichever occurs first), except where items are expressly excluded or for which a separate warranty applies. If not fitted by a Mitsubishi Dealer, Genuine Accessories are covered for 12 months or 20,000km (whichever occurs first). For warranty conditions regarding Genuine Accessories, please refer to Mitsubishi Motors website [www.mitsubishi-motors.com.au/owners/accessories](http://www.mitsubishi-motors.com.au/owners/accessories) or speak with your Mitsubishi Dealership.

## COLOUR



White (S)\*



White Diamond (X)\*



Sterling Silver (M)\*



Graphite Grey (M)\*



Red Diamond (X)\*



Cosmic Blue (P)\*



Moonstone Grey (X)\*^



Black Diamond (X)\*



Black Diamond/  
Sterling Silver (X)\*



White Diamond/  
Black Mica (X)\*



Graphite Grey/  
Black Mica (X)\*



Moonstone Grey/  
Black Mica (X)\*

(M) Metallic

(P) Pearllescent

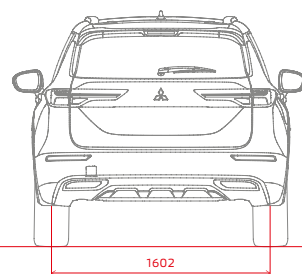
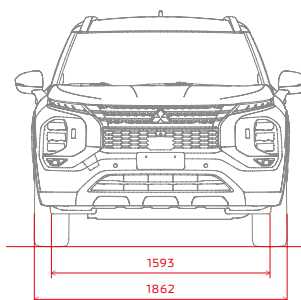
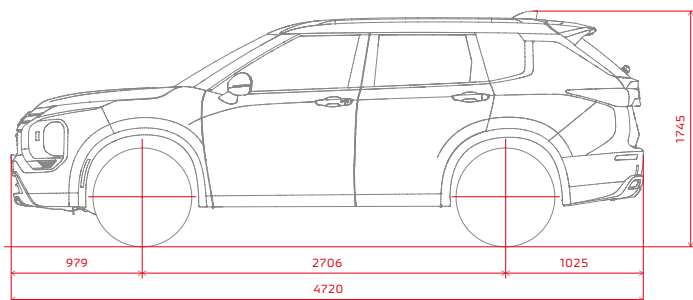
(X) Prestige

\*Two-tone Exceed Tourer only

^Excludes ES and LS

+Excludes Exceed Tourer

## EXTERIOR DIMENSIONS (MM)



## UPHOLSTERY



**ES/LS**  
Black Cloth



**ASPIRE**  
Black Microsuede



**EXCEED**  
Black Leather Appointed\*  
Light Grey Leather  
Appointed\* (Optional)



**EXCEED TOURER**  
Brick Brown Premium  
Leather Appointed\*

## AUSTRALIA'S FIRST

**10  
YEARS**  
NEW CAR  
WARRANTY

**10  
YEARS**  
CAPPED PRICE  
SERVICING

## MITSUBISHI DIAMOND ADVANTAGE

WHEN ALL SCHEDULED SERVICES ARE COMPLETED  
AT A MITSUBISHI DEALERSHIP

All Mitsubishi Motors vehicles come with the Mitsubishi Diamond Advantage\* 10 Years Warranty\* and 10 Years Capped Price Servicing\* and Roadside Assistance so that no matter where the road takes you, we will be there with you. Ask your Dealer or visit [mitsubishi-motors.com.au](http://mitsubishi-motors.com.au) to find out more.

\*Leather appointed seats are a combination of genuine and artificial leather and are not wholly leather. #Conditions apply. Excludes Government, Rental and National Business customers. \*Up to 10 years from the date of first registration or 200,000km New Vehicle Warranty (whichever comes first) when all regular services are completed within the specified service intervals at a Mitsubishi Dealership. Otherwise, 5 years from the date of first registration or 100,000km New Vehicle Warranty (whichever comes first) applies. Excludes Plug-in Hybrid EV drive batteries which are warranted for 8 years / 160,000kms from the date of first registration. ^Service conditions apply. 10 year or 150,000km Capped Price Servicing (whichever occurs first). Includes the first 10 regular services (at 15,000km/12 month scheduled intervals). Covers all items specified under the standard "Regular Service Table" for normal operating conditions detailed in the Periodic Inspection and Maintenance Schedule on the Mitsubishi website. Additional service/repair items (if required) are at additional cost. Once a schedule of Capped Price Servicing costs are set for a model year, they are not changed for the life of the model. Terms and conditions apply. See [www.mitsubishi-motors.com.au/owners/diamond-advantage.html](http://www.mitsubishi-motors.com.au/owners/diamond-advantage.html) page for further information. Always consult your authorised Mitsubishi Dealer for the latest details, options, availability and conditions on New Vehicle warranty. All product illustration and specifications referred to herein are believed to be correct at the time of publication approval. Subject to any applicable Federal, State or Territory Laws or ordinances, which may apply from time to time. Mitsubishi Motors Australia Limited reserves the right, without notice, or obligation, to discontinue or make changes to designs, specifications, colours and material of the options and products referred herein at any time without incurring any liability to any purchase thereof. Mitsubishi Motors Australia Limited. ABN 53 007 870 395 © Mitsubishi Motors Australia Limited. ABN 53 007 870 395 OUT0722 24MY MMA3401



**BOOK A TEST DRIVE**



**BUILD AND PRICE**